



Application specification CITO Polytop FLATBED DIES – cardboard







Position	With phenolic counter (Pertinax) and creasing matrix	With cut-crease-plates
Slots and small scrap area	 <p>CITO Polytop 45 VIOLET EasyFix</p>	  <p>CITO Polytop 50 DARK BLUE EasyFix</p>
Rest of the die (incl. perforation)	 <p>CITO Polytop 35 GREEN EasyFix</p>	  <p>CITO Polytop 40 ORANGE EasyFix</p>

Plate size: 658 × 380 mm; in addition, the indicated dimensions of length and width with plates can vary by ± 5 mm.

Note

- Above advice applicable for plywood 18 mm.

Remarks

- Always respect the specs of the customer.



Application specification CITO Polytop

FLATBED DIES – corrugated board










Position	E-Flute	B-Flute	C-Flute	BE-Flute / EB-Flute	BC-Flute
Slots and small scrap area	 10 mm CITO Polytop 40 ORANGE EasyFix	 10 mm CITO Polytop 40 ORANGE EasyFix	 10 mm CITO Polytop 40 ORANGE EasyFix	 10 mm CITO Polytop 40 ORANGE EasyFix	 10 mm CITO Polytop 40 ORANGE EasyFix
Rest of the die (incl. perforation and crease line)	 10 mm CITO Polytop 20 YELLOW EasyFix	 10 mm CITO Polytop 20 YELLOW EasyFix	 10 mm CITO Polytop 20 YELLOW EasyFix	 10 mm CITO Polytop 20 YELLOW EasyFix	 10 mm CITO Polytop 20 YELLOW EasyFix

Plate size: 658 × 380 mm; in addition, the indicated dimensions of length and width with plates can vary by ± 5 mm.

Note

- Above advice applicable for plywood 15 mm.
- For plywood 12 mm the colour advice remains the same; however, the height of the ejection material becomes 13 mm ORANGE and 13 mm YELLOW.

Remarks

- Always respect the specs of the customer.
- For BOBST MASTERCUT machines we recommend CITO Polytop 10 OLIVE in 11 mm height in product area.

Application specification CITO Polytop

ROTARY DIES



Scrap side	E-Flute	A-Flute / B-Flute / C-Flute	BE-Flute / EB-Flute	BC-Flute	Space *
CLASS 1 – small, internal scrap	 CITO Polytop 40 ORANGE	 CITO Polytop 40 ORANGE	 CITO Polytop 45 VIOLET	 CITO Polytop 45 VIOLET	0.3 mm
CLASS 2 – normal scrap in- and outside	 CITO Polytop 30 BLUE	 CITO Polytop 35 GREEN	 CITO Polytop 40 ORANGE	 CITO Polytop 40 ORANGE	0.3 mm
CLASS 3 – easy scrap	 CITO Polytop 30 BLUE	 CITO Polytop 30 BLUE	 CITO Polytop 35 GREEN	 CITO Polytop 35 GREEN	1.0 mm
CLASS 4 – front, rear and side trim	 CITO Polytop 25 RED	 CITO Polytop 30 BLUE	 CITO Polytop 30 BLUE	 CITO Polytop 30 BLUE	0 mm / 0.3 mm

* Space between material and knives

Plate size: 658 × 380 mm; in addition, the indicated dimensions of length and width with plates can vary by ± 5 mm.

Application specification CITO Polytop

ROTARY DIES




Product side	E-Flute	A-Flute / B-Flute / C-Flute	BE-Flute / EB-Flute	BC-Flute	Width
Product side	 16 mm CITO Polytop 15 SAND	 16 mm CITO Polytop 15 SAND	 16 mm CITO Polytop 15 SAND	 14 mm CITO Polytop 15 SAND	15.0 mm
Perforation line*	 H1 CITO Polytop 20 YELLOW	 H1 CITO Polytop 20 YELLOW	 H1 CITO Polytop 20 YELLOW	 H1 CITO Polytop 20 YELLOW	12.7 mm
Crease line*	 H2 CITO Polytop 20 YELLOW	 H2 CITO Polytop 20 YELLOW	 H2 CITO Polytop 20 YELLOW	 H2 CITO Polytop 20 YELLOW	12.7 mm
Transport rubber	 10 mm CITO Polytop 15 SAND	 10 mm CITO Polytop 15 SAND	 10 mm CITO Polytop 15 SAND	 8 mm CITO Polytop 15 SAND	15.0 mm

Plate size: 658 × 380 mm; in addition, the indicated dimensions of length and width with plates can vary by ± 5 mm.

* Determining the height (h) of CITO Polytop

- H1 = Height of the perforation line – thickness of the wood + 1 mm.
- H2 = Height of the crease line – thickness of the wood + 1 mm.

Remarks

- Concerning the perforation lines, please respect the specs of the customer.
- Height applicable for cutting rule 25.15 / 25.40 mm.

CITO Ejection Performance Guide

The online tool dynamically shows you the ideal ejection material for all your jobs.

How it works:

- Enter your order data such as material, run length, machine speed and special applications in the CITO Ejection Performance Guide.
- Receive your individual recommendation for your application with one click.
- For an even more detailed recommendation, request your personal PDF guide by email. You will receive it immediately. You will get the precise material height for each of your specific requirements.

If you have any further questions or would like more information please contact our experts to find the perfect solution for your application.



Try it out now! It's free!
www.cito.de/epg

